

# State of Vermont Liquor Control Board



## Sixty-Fifth Annual Report

Year Ending June 30, 1999

## HIGHLIGHTS OF OPERATIONS

FISCAL YEAR ENDING JUNE 30, 1999

### REVENUE CREDITED TO GENERAL FUND:

State Liquor Tax	\$ 9,153,177.50
License Fees	422,863.82
Tobacco Violations Remitted	16,050.00
Liquor Violations Remitted	59,473.75

### FUNDS TRANSFERRED TO:

A66 Transfer to General Fund	\$ 327,000.00
------------------------------	---------------

---

**TOTAL TO GENERAL FUND:** \$ 9,978,565.07

### FUNDS GENERATED FROM OPERATIONS:

Interest Earned	\$8,253.98
Adult ID Cards	\$ 495.00
License Fees	\$179,291.18

13 GREEN MOUNTAIN DRIVE  
DRAWER 20  
MONTPELIER, VT 05620-4501

ADMINISTRATION: (802) 828-2345  
ENFORCEMENT/LICENSING: (802) 828-2339  
FAX: (802) 828-2803



**STATE OF VERMONT**  
**DEPARTMENT OF LIQUOR CONTROL**

LETTER OF TRANSMITTAL

January 1, 2000

Honorable Howard Dean, M.D.  
Governor of Vermont  
Montpelier, Vermont

Dear Governor Dean:

In compliance with the provisions of section 109, Title 7, Vermont Statutes Annotated Revision of 1959, we have the honor to submit herewith the Sixty-fifth Annual Report of the Liquor Control Board for the fiscal year July 1, 1998 thru June 30, 1999.

Respectfully,

Daniel J. O'Brien, Chairman  
Lloyd A. Kelley, Jr., Member  
David B. Shaffe, Member





ANNUAL FINANCIAL REPORT  
FOR THE FISCAL YEAR ENDED JUNE 30, 1999  
- TABLE OF CONTENTS -

ANNUAL COMPARISONS:

Annual Comparisons 1999-1998	1
Comparison of Cases Sold and Sales Dollars 1989-1999	2
Bar Chart Comparison Cases Sold & Average Retail Price Per Case	3
Vermont State Tax on Liquor	4

FINANCIAL STATEMENTS:

Comparative Balance Sheet 1999-1998	6
Comparative Statement of Income 1999-1998	7
Outlet Operations Expenses	8
Act 261 Recycling Expenses	8
Warehouse & Distribution Expenses	9
General/Administrative Expenses	10
Education, Licensing & Enforcement Expenses	11
Comparison of Sales Revenue & Cases Sold	12
Schedule of Monthly Sales	12
Detail of Outlet Operations	13-14

EDUCATION, LICENSING & ENFORCEMENT

Actions by Liquor Control Board - Summary	16
License Fees	17-18
Action on Licenses & Licenses Suspended	19
Adult Identification Cards	20
Investigations/Prosecution of Minors	20
Educational Programs & Statistics	21-22
Investigations of Licenses For Violations of Alcohol/Tobacco Laws	23
License Fees Collected	24
Department of Liquor Control Employee Comparison	25

# ANNUAL COMPARISONS

## ANNUAL COMPARISONS

	<b>Year Ended June 30, 1999</b>	<b>Year Ended June 30, 1998</b>
Total State Tax Collected	\$9,153,177.50	\$8,995,368.65
Receipts from Licenses:		
Credited to State Treasurer	422,863.82	455,679.00
Receipts from Licenses Retained	179,291.18	172,911.00
Adult ID Cards	495.00	3,290.00
Interest	8,253.98	7,307.58
A66 Transfer to General Fund	327,000.00	150,000.00
Total Receipts to State Treasurer Collected by Dept. of Liquor Control	\$10,091,081.48	\$9,784,556.23
Malt & Vinous Beverage Tax Collected by Commissioner of Taxes	\$4,714,840.00	\$4,699,502.00
Total Receipts to State Treasurer	\$14,805,921.48	\$14,484,058.23
Receipts to Cities & Towns from Beer and Wine Licenses Issued	\$208,000.00	\$218,300.00
Total Revenue to State and Local Governmental Units	\$15,013,921.48	\$14,702,358.23

## SALES COMPARISONS

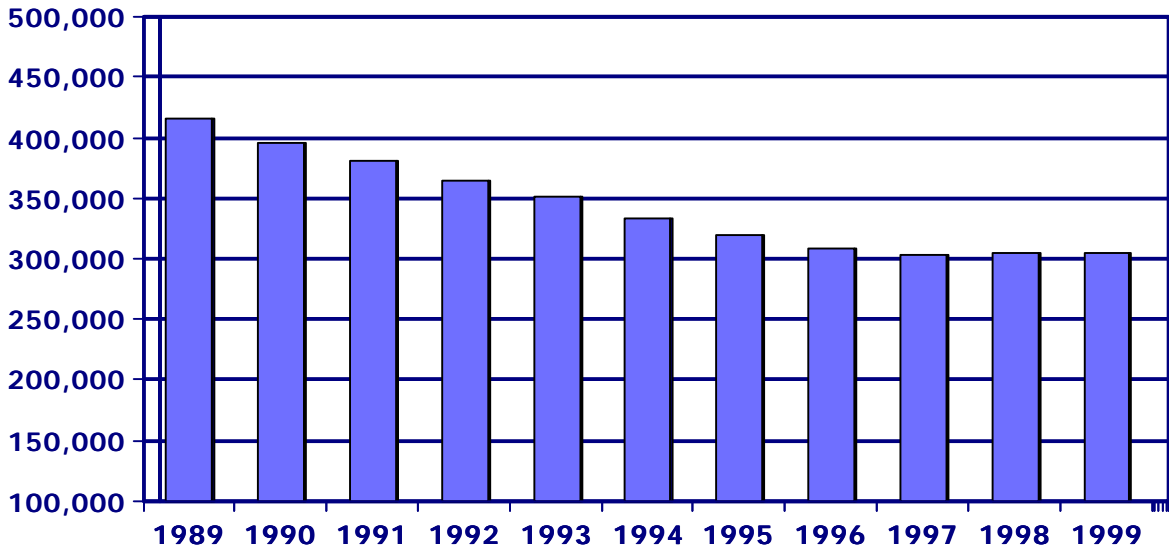
Net Liquor Sales (Includes Tax)	\$36,679,041.30	\$36,034,064.90
Total Cases Spirituous Liquor Sold	286,578	285,764
Total Cases Fortified Wines Sold	18,489	19,212
Total Cases Alcohol Sold	58	54
Total Cases Sold	305,067	305,030

**COMPARISON OF CASES SOLD AND SALES DOLLARS  
IN FISCAL YEARS 1989-1999**

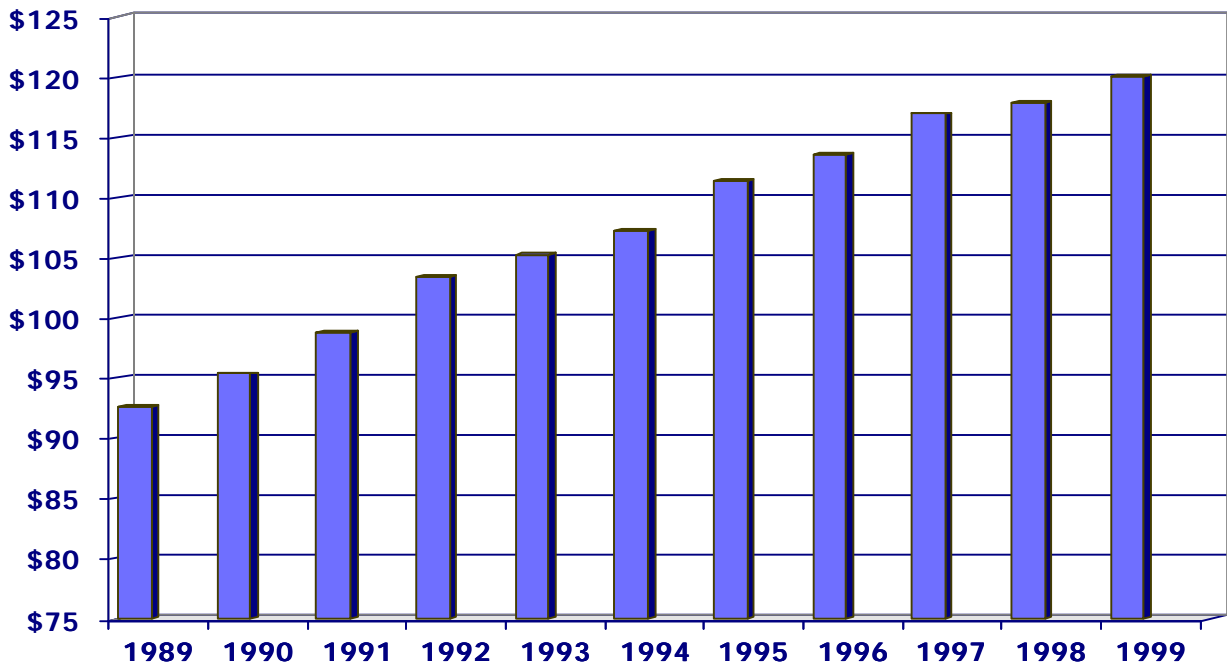
<b>YEAR</b>	<b>CASES SOLD</b>	<b>AVG. CASE PRICE</b>	<b>SALES DOLLARS</b>
1989	415,883	\$92.61	\$38,515,952
1990	395,464	\$95.32	\$37,699,429
1991	380,823	\$98.81 *	\$37,628,726
1992	364,643	\$103.47	\$37,730,454
1993	351,344	\$105.26	\$36,983,222
1994	333,087	\$107.26	\$35,727,441
1995	320,084	\$111.41	\$35,659,130
1996	307,523	\$113.59	\$34,931,651
1997	302,593	\$116.96	\$35,390,069
1998	305,031	\$117.95	\$35,979,833
1999	305,125	\$120.05	\$36,630,780

\* Federal Excise Tax increase of \$1 per 100 proof gallon.

### TOTAL CASES SOLD FISCAL YEARS 1989-1999



### AVERAGE RETAIL PRICE PER CASE FISCAL YEARS 1989-1999





VERMONT STATE TAX ON LIQUOR  
MALT AND VINOUS BEVERAGES

On all sales of MALT BEVERAGES, the alcoholic content of which is not more than six percent by volume at sixty degrees Fahrenheit, a tax of twenty-six and one half cents per gallon or its equivalent is paid to the Commissioner of Taxes by Wholesale Dealers and Bottlers.

On all sales of VINOUS BEVERAGES the alcoholic content of which is not more than sixteen percent by volume at sixty degrees Fahrenheit, a tax of fifty-five cents per gallon or its equivalent is paid to the Commissioner of Taxes by Wholesale Dealers and Bottlers.

Effective May 1, 1933, the original tax was \$1.00 per 31 gallon barrel which approximates \$0.0323 per gallon. Since that time, the rate of tax has changed as follows:

June	1, 1934	\$.0325 per gallon
January	1, 1936	.05 per gallon
May	1, 1937	.10 per gallon
May	12, 1949	.15 per gallon
August	1, 1957	.20 per gallon
June	1, 1968	.25 per gallon
May	1, 1976	.50 per gallon
July	1, 1981	.55 per gallon

The history of changes in the tax rate on SPIRITUOUS LIQUORS, and FORTIFIED WINES, as of May 1, 1935, is as follows:

		Spirituous Liquors	Fortified Wines
(Original tax)		\$ .10 per pt.	\$ .10 per pt.
May	1, 1937	.23 per pt.	.12 1/2 pt.
May	1, 1939	.25 per pt.	No Change
May	1, 1945	.35 per pt.	No Change
May	1, 1947	.45 per pt.	No Change
August	1, 1957	5.10 per gal.	1.20 per gal.
June	1, 1969	5.60 per gal.	1.40 per gal.
February	12, 1974	24% on Retail Sales	
July	1, 1981	25% on Retail Sales	

# FINANCIAL STATEMENTS

VERMONT DEPARTMENT OF LIQUOR CONTROL  
COMPARATIVE BALANCE SHEET  
EXHIBIT A

**ASSETS**

	<b><u>June 30, 1999</u></b>	<b><u>June 30, 1998</u></b>
<b>CURRENT ASSETS</b>		
Cash On Hand	\$934,826.79	\$1,010,529.42
Petty Cash, Witness Imprest Fund	4,700.00	1,700.00
Inventory Clearing	7,792.17	3,317.79
Accounts Receivable	104,990.74	94,818.44
Inventories		
Outlets	3,568,237.83	3,524,261.97
Warehouse	97,384.23	120,080.08
	<u>\$4,717,931.76</u>	<u>\$4,754,707.70</u>
<b>FIXED ASSETS: (Less Depreciation)</b>		
Equipment: Furniture & Fixtures	\$770,825.52	\$762,365.69
Operating Equipment	13,838.12	13,687.91
Warehouse & Office Building Improvements	61,426.30	11,453.79
	<u>\$846,089.94</u>	<u>\$787,507.39</u>
<b>PREPAID EXPENSES</b>		
Operating Supplies	\$4,152.85	\$0.00
Maintenance On Equipment	6,216.36	751.08
Unexpired Insurance	182.08	182.08
Federal License	750.00	750.00
Prepaid Membership Dues	1,000.02	750.00
	<u>\$12,301.31</u>	<u>\$2,433.16</u>
<b>TOTAL ASSETS</b>	<b><u><u>\$5,576,323.01</u></u></b>	<b><u><u>\$5,544,648.25</u></u></b>

**LIABILITIES AND RETAINED EARNINGS**

<b>CURRENT LIABILITIES</b>		
Accounts Payable:		
Liquor	\$4,274,577.33	\$4,207,538.74
Sundry	149,244.94	105,380.15
General Fund Tax Payable	186,707.49	349,952.57
Vouchers Payable	161,907.57	142,791.11
Accrued Salaries & Benefits	4,700.00	174,578.17
State Treasurer-Cash Funds Advance	179,205.51	1,700.00
	<u>\$4,956,342.84</u>	<u>\$4,981,940.74</u>
<b>RETAINED EARNINGS</b>	<b>\$562,707.51</b>	<b>\$353,053.15</b>
<b>NET INCOME AFTER LEGIS. TRANSFER</b>	<b><u>57,272.66</u></b>	<b><u>209,654.36</u></b>
<b>TOTAL LIABILITIES &amp; RETAINED EARNINGS</b>	<b><u><u>\$5,576,323.01</u></u></b>	<b><u><u>\$5,544,648.25</u></u></b>

VERMONT DEPARTMENT OF LIQUOR CONTROL  
COMPARATIVE STATEMENT OF OPERATIONS  
EXHIBIT B

	F/Y 1999	%	F/Y 1998	%
Gross Sales:	\$36,679,041.30	100.00	\$36,034,064.90	100.00
Tax	<u>9,153,177.50</u>	<u>24.95</u>	<u>8,995,368.65</u>	<u>24.96</u>
Net Sales	\$27,525,863.80	75.05	\$27,038,696.25	75.04
Cost of Goods Sold	\$22,370,512.06	60.99	\$22,003,951.48	61.06
Gross Income on Sales	\$5,155,351.74	14.06	\$5,034,744.77	13.97
Operating Expenses:				
Outlet Operations	\$2,759,875.60	7.52	\$2,744,144.68	7.62
Act 261 Recycling	256,422.99	0.70	249,176.15	0.69
Warehouse & Distribution	392,602.24	1.07	388,923.34	1.08
General Administration	<u>995,842.24</u>	<u>2.72</u>	<u>1,037,617.04</u>	<u>2.88</u>
Total Operating Expenses	\$4,404,743.07	12.01	\$4,419,861.21	12.27
Gross Operating Income	\$750,608.67	2.05	\$614,883.56	1.71
Other Income:				
Miscellaneous	\$1,478.42	0.00	\$935.62	0.00
Gain/Loss Disposal Equip.	(23,031.09)	(0.06)	2,332.07	0.01
License Fees Collected	602,155.00	1.64	628,590.00	1.74
Tobacco Violations Collected	16,050.00	0.04	16,500.00	0.05
Liquor Violations Collected	59,473.75	0.16	24,000.00	0.07
Adult ID Cards	495.00	0.00	3,290.00	0.01
Interest	8,253.98	0.02	7,307.58	0.02
Non Refunded Bottle Fund	110,514.30	0.30	109,366.20	0.30
Special Purchase Allowance	620,176.84	1.69	644,569.67	1.79
Penalties/Refund Labels	<u>4,331.00</u>	<u>0.01</u>	<u>4,220.00</u>	<u>0.01</u>
Total Other Income	\$1,399,897.20	3.82	\$1,441,111.14	4.00
Other Expenses:				
Casualty Loss	253.48	0.00	973.22	0.00
Uncollected Checks	<u>5,876.17</u>	<u>0.02</u>	<u>5,367.88</u>	<u>0.01</u>
Total Other Expenses	\$6,129.65	0.02	\$6,341.10	0.02
Net Operating Income	\$2,144,376.22	5.85	\$2,049,653.60	5.69
Non-Operating Deductions:				
Education, Licensing & Enf.	\$1,261,715.99	3.44	\$1,193,820.24	3.31
Lic Fees Remitted St. Treas.	422,863.82	1.15	455,679.00	1.26
Tobacco Violations Remitted	16,050.00	0.04	16,500.00	0.05
Liquor Violations Remitted	<u>59,473.75</u>	<u>0.16</u>	<u>24,000.00</u>	<u>0.07</u>
Net Non-Operating Ded.	\$1,760,103.56	4.80	\$1,689,999.24	4.69
Net Department Income	\$384,272.66	1.05	\$359,654.36	1.00
Less: A66 Transfer to Gen Fund	\$327,000.00	0.89	\$150,000.00	0.42
Profit/Loss for Period	<u>\$57,272.66</u>	<u>0.16</u>	<u>\$209,654.36</u>	<u>0.58</u>

VERMONT DEPARTMENT OF LIQUOR CONTROL  
OUTLET OPERATIONS EXPENSES

F/Y 1999

Outlet Commissions	2,467,312.20
Utilities	6,966.09
Supplies	55,540.94
Postage	28,605.08
Credit Card	85,573.09
Maintenance	12,315.77
Printing	38,086.01
Insurance	4,606.58
OSD Expense	10,089.51
Depreciation - Equipment	47,416.75
Miscellaneous	3,363.58
Total Expenses (Exhibit B)	2,759,875.60

Act 261 RECYCLING EXPENSES

Salaries	74,058.57
Retirement	7,246.73
Social Security	5,976.22
Insurance-Medical	10,600.55
Insurance-Life	229.60
Insurance-Dental	2,048.81
Wages-Overtime	7,212.80
Worker's Compensation	3,534.16
Total Personal Services Expenses	110,907.44
Vehicle Expenses	11,124.40
Recycling Services	43,672.28
Handling Fees - Administrative	73,397.25
Utilities	6,109.29
Supplies	494.69
Postage	2,041.67
Maintenance	610.50
Printing	1,548.72
Insurance	561.30
Depreciation - Equipment	5,206.56
Miscellaneous	748.89
Total Operating Expenses	145,515.55
Total Expenses (Exhibit B)	256,422.99

VERMONT DEPARTMENT OF LIQUOR CONTROL  
WAREHOUSE & DISTRIBUTION EXPENSES

F/Y 1999

Salaries	222,762.05
Retirement	20,091.69
Social Security	17,007.51
Insurance-Medical	19,451.31
Insurance-Life	980.44
Insurance-Dental	4,721.52
Wages-Overtime	2,126.93
Wages-Temporary	2,646.61
Worker's Compensation	10,602.48
Non Contract Prof. Services	459.00
Total Personal Services Expenses	300,849.54
Vehicle Expenses	10,906.10
Fork Lifts	3,956.62
Utilities	19,748.56
Supplies	11,134.94
Postage	4,083.36
Maintenance	1,794.20
Printing	981.90
Insurance	1,324.17
Federal License	750.00
OSD Expense	8,606.65
Stock Over/Short	(7.53)
Depreciation - Equipment	20,565.52
Depreciation - Building Impr.	1,175.90
Miscellaneous	6,732.31
Total Operating Expenses	91,752.70
Total Expenses (Exhibit B)	392,602.24

VERMONT DEPARTMENT OF LIQUOR CONTROL  
GENERAL/ADMINISTRATION EXPENSES

	F/Y 1999
Salaries	
Board Per-Diem	3,368.75
Commissioner	50,826.24
Administrative Support	115,641.35
Retail Operations	103,646.68
Merchandising	64,018.10
Accounting & Data Proc.	277,182.54
Retirement	57,035.69
Social Security	47,510.75
Insurance-Medical	53,520.15
Insurance-Life	2,894.08
Insurance-Dental	8,733.21
Wages-Overtime	20,060.01
Worker's Compensation	3,534.16
Office Allowance	4,517.14
Contractual Prof. Services	10,471.75
Non Contract Prof. Services	11,479.00
Total Personal Services Expenses	834,439.60
Travel Expenses	
Board Per-Diem	3,539.56
Commissioner	4,535.34
Administrative Support	8,081.65
Retail Operations	(798.44)
Merchandising	7,448.88
Accounting & Data Proc.	6,813.25
Vehicle Expenses	10,441.60
Utilities	27,454.84
Supplies	15,762.30
Postage	6,299.84
Advertising	37,587.29
Maintenance	4,794.02
Printing	4,980.10
Insurance	371.50
Membership Dues	1,749.98
Depreciation - Equipment	40,629.88
Depreciation - Oper. Equipt.	3,516.72
Miscellaneous	(21,805.67)
Total Operating Expenses	161,402.64
Total Expenses (Exhibit B)	995,842.24

VERMONT DEPARTMENT OF LIQUOR CONTROL  
EDUCATION, LICENSING & ENFORCEMENT EXPENSES

F/Y 1999

Salaries	736,901.01
Retirement	72,568.73
Social Security	60,878.32
Insurance-Medical	62,624.70
Insurance-Life	3,431.48
Insurance-Dental	9,006.77
Wages-Overtime	44,364.39
Wages-Temporary	2,594.13
Worker's Compensation	26,506.20
Shift Differential	6,726.77
Office Allowance	19,458.88
Contractual Prof. Services	27,284.40
Non Contract Prof. Services	164.00
Total Personal Services Expenses	<u>1,072,509.78</u>

Travel Expense-Dir/Invest.	31,487.20
Vehicle Expenses	27,276.36
Utilities	24,978.25
Supplies	11,664.40
Postage	4,689.68
Maintenance	10,965.41
Printing	8,096.62
Insurance	1,138.50
Witness Imprest Fund Expense	1,769.70
Evidence Imprest Fund Expense	480.60
Depreciation - Equipment	61,571.95
Miscellaneous	5,087.54
Total Operating Expenses	<u>189,206.21</u>
Total Expenses (Exhibit B)	<u><u>1,261,715.99</u></u>



**COMPARISON OF SALES, REVENUE AND CASES SOLD**  
**YEARLY COMPARISON**  
**YEAR TO DATE**  
**JUNE 30, 1998 & JUNE 30, 1999**

	<b><u>1999</u></b>	<b><u>1998</u></b>	<b><u>INC/DEC</u></b>	<b><u>%INC/DEC</u></b>
Total Sales	\$36,679,041.30	\$36,034,064.90	\$644,976.40	1.79
State Tax	\$9,153,177.50	\$8,995,368.65	\$157,808.85	1.75
Malt & Vinous Tax	\$4,714,840.00	\$4,699,502.00	\$15,338.00	0.33
Cases Sold:				
Liquor	286,578	285,764	814	0.28
Wines/Vermouth	18,489	19,212	-723	-3.76
Total Cases	<u>305,067</u>	<u>304,976</u>	<u>91</u>	<u>0.03</u>
Alcohol	58	54	4	7.41

**SCHEDULE SHOWING TOTAL MONTHLY SALES**  
**FISCAL YEAR 1999**

<b><u>1998</u></b>	<b><u>VALUE</u></b>	<b><u>CASES</u></b>
JULY	\$3,303,474.65	28,467
AUGUST	3,104,217.85	26,188
SEPTEMBER	2,868,850.20	24,567
OCTOBER	3,121,385.15	26,095
NOVEMBER	2,861,934.10	23,770
DECEMBER	4,561,526.85	36,000
<b><u>1999</u></b>		
JANUARY	\$2,782,085.15	22,509
FEBRUARY	2,772,148.20	22,307
MARCH	2,796,960.35	23,086
APRIL	2,597,424.40	21,944
MAY	2,945,905.90	25,330
JUNE	2,914,466.70	24,862

**DETAIL OF OUTLET OPERATIONS  
FOR FISCAL YEAR ENDING JUNE 30, 1999**

	<b>Sales Total</b>	<b>Tax</b>	<b>Net Sales</b>	<b>Cost of Goods Sold</b>	<b>Gross Income</b>	<b>Outlet Expense</b>	<b>Other Expense</b>
A 1 Poultney	197,342	49,427	147,915	122,504	28,761	17,197	7,983
A 2 Barton	141,138	34,782	106,356	87,148	21,565	13,273	5,618
A 3 Island Pond	115,062	28,375	86,687	69,435	19,176	10,562	4,583
A 4 Winooski	1,897,274	473,219	1,424,054	1,141,124	314,994	131,365	76,432
A 5 Londonderry	537,218	133,636	403,582	330,265	82,372	40,817	21,584
A 6 Randolph	318,182	79,633	238,549	190,299	53,646	24,057	12,862
A 7 Hardwick	255,794	64,072	191,722	157,716	38,347	20,815	10,349
A 8 Alburg	270,404	67,734	202,671	173,009	34,250	24,334	10,940
A 9 Arlington	305,150	75,971	229,179	190,685	43,641	25,212	12,271
A10 Jeffersonville	294,080	73,225	220,855	180,645	45,171	22,651	11,827
A11 Canaan	52,159	12,814	39,344	31,849	8,363	5,663	2,070
A12 Richford	159,468	39,359	120,109	98,566	24,210	14,516	6,357
A13 Norwich	225,486	55,834	169,652	140,722	32,713	19,230	9,018
A14 Morrisville	588,618	146,451	442,167	359,665	92,425	43,899	23,654
A15 Wilmington	502,234	125,399	376,835	305,434	79,897	37,385	20,254
A16 Bethel	195,434	48,512	146,922	116,703	33,507	15,980	7,835
A17 Waitsfield	627,851	156,519	471,332	388,162	93,775	47,464	25,280
A18 Colchester	553,476	138,213	415,263	338,702	85,926	41,350	22,324
A19 Orleans	130,212	32,951	97,260	79,208	20,285	12,175	5,322
A20 Northfield	302,448	75,056	227,391	183,153	49,323	23,470	12,123
A21 Waterbury	506,414	126,314	380,101	309,987	78,671	38,083	20,402
A22 Swanton	353,382	87,871	265,512	217,706	53,760	28,076	14,192
A23 Enosburg Falls	245,777	61,326	184,451	151,402	37,204	20,747	9,905
A24 Lyndonville	541,125	135,467	405,658	326,985	87,852	39,196	21,880
A25 So. Hero	331,270	82,379	248,891	205,612	48,861	26,508	13,305
A26 Killington	1,018,966	254,458	764,508	623,649	158,099	71,577	41,099
A27 Richmond	205,918	51,258	154,660	125,536	32,597	17,460	8,279
A28 Springfield	653,119	162,927	490,193	396,690	104,542	47,049	26,315
A29 Rochester	101,113	25,629	75,484	62,318	14,902	9,405	4,139
A30 Montgomery	105,257	26,544	78,713	65,557	14,954	10,699	4,287
A31 Milton	372,680	93,362	279,318	224,258	61,385	28,554	15,079
A32 Brandon	305,664	75,971	229,693	187,196	47,644	24,078	12,271
A33 Bradford	308,168	76,887	231,281	183,879	52,611	23,573	12,418
A34 Stamford	183,364	45,766	137,598	112,986	27,714	16,007	7,392
A35 Vergennes	488,240	121,737	366,503	304,299	70,452	37,343	19,662
A36 White River	352,671	87,871	264,800	215,414	55,340	26,376	14,192
A37 Windsor	242,258	60,411	181,847	146,538	39,402	19,127	9,757
A38 Bristol	259,202	64,988	194,214	157,405	41,213	20,744	10,497
A39 Shelburne	798,715	199,539	599,175	483,916	128,779	58,578	32,229

**DETAIL OF OUTLET OPERATIONS  
FOR FISCAL YEAR ENDING JUNE 30, 1999**

	<b>Sales Total</b>	<b>Tax</b>	<b>Net Sales</b>	<b>Cost of Goods Sold</b>	<b>Gross Income</b>	<b>Outlet Expense</b>	<b>Other Expense</b>
A40 Rockingham	221,577	54,919	166,658	133,993	36,386	17,710	8,870
A41 West Dover	500,222	124,483	375,739	302,448	81,725	36,840	20,106
A42 Derby Ctr.	286,871	71,395	215,476	175,784	44,529	22,971	11,531
A43 North Troy	91,749	22,883	68,866	56,173	14,243	9,040	3,696
A44 Fairfax	172,045	43,020	129,025	104,500	27,440	15,121	6,948
A45 Sharon	99,708	24,714	74,994	59,776	16,892	9,301	3,992
A46 Shelburne Rd	1,067,849	266,357	801,491	641,681	177,857	76,014	43,021
A47 Fair Haven	610,238	151,943	458,295	373,720	94,870	45,073	24,541
A48 Pownal	514,750	128,144	386,606	318,130	77,157	40,295	20,697
A49 St Johnsbury	554,875	138,213	416,662	339,233	86,793	40,853	22,324
A50 Woodstock	577,848	144,620	433,228	354,522	88,504	41,047	23,358
A51 North Ave	418,635	104,346	314,289	255,146	66,213	31,405	16,854
A52 Townshend	176,717	43,935	132,781	106,165	29,593	14,709	7,096
A53 Essex Ctr	638,215	159,265	478,950	392,027	97,714	45,780	25,724
A54 Chelsea	75,120	18,306	56,813	44,970	13,084	7,568	2,957
A55 W. Brattleboro	746,013	185,810	560,203	450,882	121,911	52,737	30,011
A56 Wallingford	347,245	86,955	260,290	211,271	54,911	26,120	14,045
A57 Ludlow	411,196	102,516	308,681	252,535	63,092	31,007	16,558
A58 W. Rutland	312,877	77,802	235,075	189,022	51,325	24,625	12,566
A59 Middlebury	855,652	213,269	642,383	522,027	134,806	62,535	34,446
A60 Tafts Corner	543,784	135,467	408,317	332,631	84,865	42,681	21,880
A61 Pearl Street	1,195,342	298,394	896,948	717,475	199,691	85,662	48,195
A62 Essex Jct	463,486	115,330	348,156	280,756	75,214	33,989	18,628
A63 Stowe	1,022,097	255,374	766,723	628,289	155,737	73,659	41,247
A64 Jay	55,169	13,730	41,440	34,181	8,189	6,119	2,218
A65 Bennington	1,420,356	354,228	1,066,128	867,743	222,386	103,356	57,213
A66 Brattleboro	212,757	53,088	159,668	128,363	34,903	17,549	8,575
A67 Montpelier	718,131	179,402	538,729	436,164	114,721	53,117	28,976
A68 St Albans Cty	566,437	140,959	425,478	345,794	89,235	42,175	22,767
A69 St Albans Twn	436,629	108,923	327,706	264,427	70,659	33,519	17,593
A70 Newport	540,584	134,552	406,032	331,102	84,047	41,925	21,732
A71 Manchester	1,406,282	350,567	1,055,716	866,842	212,627	103,297	56,622
A72 Rutland	1,396,852	348,736	1,048,116	848,577	223,167	100,427	56,326
A73 S. Burlington	1,104,844	275,511	829,334	675,930	172,071	81,787	44,499
A74 Rutland Town	610,718	152,858	457,860	374,807	93,410	45,463	24,689
A75 Barre	1,250,122	312,123	937,998	758,871	200,275	89,802	50,413

EDUCATION  
LICENSING  
ENFORCEMENT

**EDUCATION, LICENSING & ENFORCEMENT DIVISION  
ACTION BY THE LIQUOR CONTROL BOARD**

Applications for first and second class licenses are obtained from the town or city clerk's office. Once the applications are approved by the local control commissioners, they are forwarded to the Liquor Control Board for consideration. New applicants are investigated by the Department of Liquor Control before the licenses are approved and issued. The cooperation of local authorities has been sought in all instances. Fees collected for first and second class licenses go to the town or city in which the license is issued. Applications for third class licenses are obtained from the Department of Liquor Control and they retain the fees collected for the benefit of the State.

During the fiscal year ended June 30, 1999 a total of 10,435 inspections were made at 3,108 licensed premises. Of the premises licensed during this fiscal year, 455 were new applications which necessitated special investigations by the Liquor Control Investigators.

During fiscal year ending June 30, 1999, 1,209 investigations of illegal sales and alleged violations of the liquor laws and regulations were made by fourteen Liquor Control Investigators. Those which resulted in suspensions or letters of warning to licensees are included in the statistics shown under those categories.

Under the provisions of the Administrative Procedures Act, during the fiscal year ended June 30, 1999, the Liquor Control Board sent 187 warning letters relative to violations of the alcohol beverage laws and regulations observed by Investigators in their visits to licensed premises.

The Liquor Control Board revoked 2 licenses and imposed suspensions or fines on 335 different licensees. A procedure instituted in 1979 is the acceptance by the Liquor Control Board of waivers of formal hearing from licensees after they have been cited to appear before the Board for violation of the Liquor Control laws or regulations. During fiscal year 1999, of the 335 licensees who received suspensions or fines, 297 requested waivers and accepted fines or suspensions of their license(s) without formal hearing.

During fiscal year ended June 30, 1999, there were no suspensions of liquor licenses reported by local control commissioners.

The Liquor Control Board is especially concerned with purchase and acquisition of alcohol beverages by persons under the legal age of 21 years. As a result of this concern, the Board imposed fines totaling \$65,100.00 on 214 licensees and suspended 99 licenses for sale of alcoholic beverages to minors and the suspensions averaged 9 days. Of the 322 licensees, 289 suspensions/fines were a result of alcohol compliance testing, which was instituted by the Liquor Control Board during Fiscal Year 1996.

Additionally, during fiscal year ending June 30, 1999, investigations of alleged violations of the Tobacco Law were conducted, resulting in the statistics which are included on page 24. During the year, tobacco compliance testing was conducted on 1,172 retailers. Of the 1,172 retailers tested, one hundred twenty-seven (127) sold tobacco products to persons under the age of eighteen.

## LICENSE FEES

For convenient reference the following information is submitted regarding license fees collected by the Department for each type of license or permit issued. All licenses expire April 30th of each year.

<b>Manufacturers and/or Rectifier's License</b>	Year	\$ 150.00
<b>Fourth Class License for Vinous Beverages</b> Authorizes a Vermont manufacturer or rectifier to sell their vinous beverages to the public at their licensed premise.	Year	50.00
<b>Bottler's License</b> Any person other than a brewer who shall bottle malt or vinous beverages for sale or for distribution in this state.	Year	750.00
<b>Certificate of Approval, Malt Beverages</b> Authorizes the sale of malt beverages not exceeding 8% alcohol content by volume; by manufacturers or dealers to Vermont Wholesale Dealers.	Year	1,500.00
<b>Certificate of Approval, Vinous Beverages</b> Authorizes sale of vinous beverages not exceeding 16% alcoholic content by volume; except all vermouths of any alcoholic content by manufacturers or dealers to Vermont Wholesale Dealers.	Year	200.00
<b>Wholesale Dealers License</b> Authorizes sale of malt beverages not exceeding 8% alcoholic content by volume; and vinous beverages not exceeding 16% alcoholic content by volume; except all vermouths of any alcoholic content to Retail Licensees.	Year	600.00
<b>Third Class License</b> Authorizes sale of spirituous liquors for on-premise consumption in a hotel, restaurant, club, cabaret, boat or dining car.	Year 1/2 Year	400.00 250.00
<b>Druggist Permit</b> Permits sale of spirituous liquor upon prescription of doctors.	Year	20.00

**LICENSE FEES (con't)**

<b>Solicitor's Permit</b> Permits representative of a holder of a Certificate of Approval or Wholesale Dealer to solicit orders for malt and vinous beverages from Retail Licensees.	Year	10.00
<b>Caterer's Permit</b> Authorizes holders of 1st & 3rd Class Restaurant, Hotel and Cabaret licenses to serve alcohol beverages at off-premise unlicensed locations.	Year	100.00
<b>Special Events Permit</b> Authorizes holders of a Manufacturers or Rectifier's License to sell alcohol beverages to the public at an event apart from their licensed premises.	Event	25.00
<b>Festival Permit</b> Authorizes an individual to conduct an event at which malt or vinous beverages or both are sold by the glass to the public.	Event	50.00
<b>Manufacturer Vinous Direct Sales</b> Authorizes the sale of vinous beverages directly to second class licensees.	Year	200.00
Fees for First and Second Class Licenses and Tobacco Licenses, listed below are paid to the respective towns and cities in which the licenses are granted.		
<b>First Class License (Retail Licensees)</b> Authorizes sale of malt and vinous beverages for on-premise consumption.	Year	100.00
<b>Second Class License (Retail Licensees)</b> Authorizes sale of malt and vinous beverages for off-premise consumption.	Year	50.00
<b>Tobacco License</b> Authorizes a retailer to sell tobacco at their licensed premise. (Fee is not assessed if the retailer has a license to sell alcohol beverages.)	Year	10.00

**ENFORCEMENT & LICENSING**  
**ACTION ON LICENSEES BY THE LIQUOR CONTROL BOARD**

The following tabulation sets forth action taken by the Liquor Control Board on applications for licenses and permits. Statistics are not available to indicate the number of applications disapproved by the Control Board.

Type of License	<b>APPROVED</b> Years Ended June 30				<b>DISAPPROVED</b> Years Ended June 30			
	1996	1997	1998	1999	1996	1997	1998	1999
First Class	1,521	1,439	1,454	1,377	4	1	1	3
First Class (Club)	113	115	114	114				
First Class (Boat)	6	6	6	6				
First Class (Dining Car)	1	1	1	1				
Second Class	1,241	1,254	1,230	1,178	1	0	1	1
Third Class:					4	1	0	0
Hotel (Yearly)	147	144	145	154				
Hotel (6 Months)	25	19	26	22				
Restaurant (Yearly)	443	487	468	463				
Restaurant (6 Months)	84	75	82	68				
Club (Yearly)	104	104	108	107				
Club (6 Months)	9	10	7	7				
Cabaret (Yearly)	415	372	366	357				
Cabaret (6 Months)	92	65	71	55				
Dining Car	1	1	1	1				
Boat Yearly	1	4	1	1				
Boat (6 Months)	4	1	4	4				
Druggist Permit	0	0	0	0				
Wholesale Dealer	16	21	19	16				
Malt Beverages	46	52	45	36				
Vinous Beverages	136	152	176	169				
Solicitor Permit	460	515	489	458				
Wholesale Alcohol Permits	6	5	6	6				
Mfg's or Rect's License	21	36	34	31				
Caterer's Permit	174	201	199	206				
Special Events Permit	12	19	14	15				
4th Class Vinous	3	7	9	9				
Festival Permit	0	1	1	3				
MVDS				6				
<b>TOTALS</b>	5,081	5,106	5,076	4,870	9	2	2	4

**LICENSES SUSPENDED**

Years Ended June 30

Type of License:	1996	1997	1998	1999
First Class	15	9	25	9
Second Class	9	94	34	55
Third Class: Hotel	0	0	0	1
Restaurant	6	1	6	10
Club	0	0	1	0
Cabaret	9	8	16	32
Wholesale Dealer	0	0	0	0
Solicitor Permit	0	0	0	0
	39	112	82	107



## LIQUOR CONTROL ADULT IDENTIFICATION CARDS

Vermont Liquor Control Adult Identification cards are obtained by making application at any of the State Liquor Agencies located throughout the state. The cards are processed at the central office in Montpelier, Vermont. The processing takes about fifteen days. Complete information is obtainable for those persons between twenty-one and thirty years of age by contacting any State Liquor Agency.

State Liquor Agency personnel are required to demand this card in the case of persons who, because of their appearance, are of questionable age.

For all persons of questionable age attempting to purchase alcohol beverages, all licensees should demand presentation of a Liquor Control Adult Identification Card, a valid photographic driver's license or valid photographic nondriver identification card issued by Vermont or another state or foreign jurisdiction, a United States military identification card, or a valid passport.

During fiscal year 1999, the Department issued 99 Liquor Control Adult Identification cards.

### INVESTIGATIONS AND PROSECUTION OF MINORS FOR PROCURING, POSSESSION, CONSUMING ALCOHOL BEVERAGES, OR MISREPRESENTING AGE TO PROCURE

Cases Investigated		Action Taken	
Possession/Procuring	182	Fines Assessed (\$22,362)	120
False ID application	1	Court Action/Diversion	77
Misrepresent age to procure	56	Cited by other agencies	2
Miscellaneous	33	Court Action Pending	69
		Dismissed by S.A.	4
<b>Totals</b>	<u>272</u>		<u>272</u>

### INVESTIGATIONS/PROSECUTION OF MINORS FOR POSSESSION OF TOBACCO & SALE OF TOBACCO PRODUCTS TO MINORS

Selling/furnishing tobacco	8		
Purchase/Possession of tobacco	<u>193</u>		
	201	VTT'S Issued (\$9,210)	201

## EDUCATIONAL PROGRAMS

In 1980-81 the Enforcement Division of the Department initiated three programs; Teenage Liquor Law Awareness Program, Alcohol Servers Awareness Program, and Law Enforcement Officer's Seminar. These programs emphasize the liquor laws and Liquor Control Board regulations pertaining to each group, with a general presentation of all rules relating to the sale, serving and consumption of alcohol beverages.

Additionally, the Enforcement Division, during fiscal year 1999, actively participated in the national youth program D.A.R.E. (Drug Abuse Resistance Education). Three Liquor Control Investigators conducted weekly classes in 7 Vermont schools.

In 1995, the Enforcement Division undertook a statewide project designed to address the problem of underage alcohol purchase and consumption. The programs are HOOLA, Cops in Shops, T.A.P., and P.O.P. as outlined below.

**Teenage Liquor Law Awareness** - Liquor Control Investigators, in a class room setting, discuss alcohol beverage and tobacco laws, as they pertain to underage persons. The Enforcement Division, by taking an informative and preventive approach to the illegal purchase and use of alcohol and tobacco, hopes to reduce the problem of use and abuse by Vermont's youth.

**ASAP** - Alcohol Servers Awareness Programs conducted by Liquor Control Investigators to provide licensees with an understanding of Vermont alcohol and tobacco laws and regulations in order to increase compliance and reduce violations.

**HOOLA** - is an alcohol and drug resistance program designed for second through sixth grade students. The program uses a multimedia approach including a cartoon-like character, and provides decision making skills which encourage the younger age students to think before making decisions, particularly concerning the use of alcohol and drugs.

**COPS IN SHOPS™** - is designed to reduce underage purchase, possession and consumption of alcoholic beverages. Liquor Control Investigators, acting in an undercover capacity, work with cooperating license holders on their premises in an attempt to deter minors from purchasing alcohol and to educate store employees.

**T.A.P. (Teenage Alcohol Patrol)** - is a saturation type use of Liquor Control Investigators in areas where it is known that large numbers of minors will be congregating and consuming or purchasing alcoholic beverages and likely operating a motor vehicle afterwards. This enforcement activity is designed to reduce the number of underage drinkers as well as lessen the incidence of motor vehicle accidents involving underage drinkers.

**POP (Public Outreach Program)** - is structured to provide the general public with information regarding laws and regulations relating to alcohol and tobacco. The Enforcement Division provides outreach education at locations such as fairs, malls, health fairs, home shows, business and educational group conventions. The program is designed to educate and encourage public participation in an effort to reduce violations through increased awareness and by empowering adults and minors by informing them of the civil and criminal liabilities, thus reducing the number of incidents involving alcohol and minors.

## EDUCATIONAL PROGRAM STATISTICS

### **T.A.P. (Teenage Alcohol Patrol)**

During Fiscal Year 1999 this program was conducted seven times at locations including, but not limited to, festival sites, concerts, ski areas and Spring Fling. 549 contacts were made, resulting in 100 arrests for possession/procurement of alcohol, sale/furnishing alcohol to minors. Of the 100 arrests, 45 were under the age of 18 years old, with 54 between the ages of 18 and 20. One individual was over 21 years of age. Statistics are included with information concerning minors on page 21.

### **Cops in Shops™ Program**

During the year, Liquor Control Investigators conducted Cops in Shops programs at 166 different stores or patrol areas, making 725 contacts. They issued three (3) court citations and four (4) Vermont traffic complaints. The citations/traffic complaints were issued for misrepresenting age to procure alcohol or tobacco, possession of altered/fake ID's, possession of tobacco.

### **P.O.P. (Public Outreach Program)**

During Fiscal Year 1999 the Education, Licensing & Enforcement Division on 23 days provided information and education at 8 locations, reaching over 135,000 parents, students, teachers, and the general public at such locations as Home Shows, Public Safety Awareness Days, State/County Fairs, Wellness Days, Health Fairs, State Conventions, Law Enforcement Day, DARE Fundraisers, County Field Days.

### **HOOLA**

The program was presented during the year at 7 different elementary schools or locations, reaching 130 students in K through 6<sup>th</sup> grade. Additionally, special presentations of the HOOLA program were made at Home Shows, Health Fairs, Family Festival celebrations, Public Safety Awareness Days, Kids Safety Fairs, and Summer School Programs. Over 1,500 people were exposed to the program at the non-school locations. Also during this year, training sessions were conducted throughout the state and a total of 23 high school and college students were trained to present the program in Vermont schools.

**TEENAGE LIQUOR LAW AWARENESS** - Liquor Control Investigators presented the program 47 times at 20 schools or sites through the state, reaching a total of over 1,547 students.

**ASAP** - Investigators conducted 376 seminars, providing training to 3,930 licensees and their employees.

**INVESTIGATION OF LICENSES & NON-LICENSEES FOR VIOLATIONS**

**Alcohol Law & Regulation Violations**

Sell/furnish/serve minors	485
Serve intoxicated patrons/allow to consume & loiter on premises	52
Fail to control conduct of patrons & unlawful conduct	42
Other State Agencies: Tax laws/Health Dept./Fire Marshall	7
Hours of Sale violations	3
Employees Drinking on Duty	18
Purchase/Possess alcohol unlawfully	6
Unlawful advertising	1
Education regulations	4
Invalid/illegal corporations	1
Failure to keep records	6
Sell/furnish without a license	6
Gambling	27
Wholesale Dealer regulations	9
Misrepresent on license application	13
Club regulations	16
Happy hour violations	3
Keg Law	2
Illegal Importation	3
Sublease food/liquor business	7
Other law/regulation violations	69
FY 1998 cases	9
<b>Total</b>	<b>789</b>

**Action Taken**

Letters of Warning	186
Liquor Control Board Action Suspensions or Fines (\$65,100)	332
Court Action/Fines (\$11,447)	35
Court Action/Diversion	58
Court Action/Reparative Board	3
Court Action/Probation	2
Court Action Pending	79
Dismissed by Court/States Atty	12
Referred to other agencies	2
No Action/unfounded or out of business	57
LCB Action Pending FY99	23
<b>Total</b>	<b>789</b>

**Tobacco Law Violations\***

Sale to underage persons	144
Sale without a license	4
Vending Machine	11
Other Violations	4
<b>Total</b>	<b>163</b>

**Action Taken\***

Administrative Fines (\$16,950)	127
Warning Letters	14
Court Action Pending	2
VTT's Issued (\$1,528)	13
No Action/Unfounded	3
Action Pending FY 1999	4
<b>Total</b>	<b>163</b>

\*In addition to the above there was three 1-weekday suspensions and one 2-weekday suspensions

**LICENSE FEES COLLECTED FOR FISCAL YEAR 1999**

	<u>Licenses Issued</u>	<u>Fee</u>	<u>Total Collected</u>
1st Class License: (Paid to Town/City)	1,377	\$100	\$137,700.00
1st Class Club License: (Paid to Town/City)	114	\$100	\$11,400.00
2nd Class License: (Paid to Town/City)	1,178	\$50	\$58,900.00
3rd Class Restaurant:	463	\$400	\$185,200.00
3rd Class Restaurant - half year:	68	\$250	\$17,000.00
3rd Class Hotel:	154	\$400	\$61,600.00
3rd Class Hotel - half year:	22	\$250	\$5,500.00
3rd Class Club:	107	\$400	\$42,800.00
3rd Class Club - half year:	7	\$250	\$1,750.00
3rd Class Cabaret:	357	\$400	\$142,800.00
3rd Class Cabaret - half year:	55	\$250	\$13,750.00
Wholesale Dealer License:	16	\$600	\$9,600.00
Malt License	36	\$1,500	\$54,000.00
Vinous License	169	\$200	\$33,800.00
Solicitor Permit:	458	\$10	\$4,580.00
1st Class Boat License:	6	\$100	\$600.00
3rd Class Boat License:	1	\$400	\$400.00
3rd Class Boat License - half year:	4	\$250	\$1,000.00
Manufacturer:	31	\$150	\$4,650.00
Special Events Permit:	15	\$25	\$375.00
Caterer's Permit:	206	\$100	\$20,600.00
1st Class Dining Car:	1	\$100	\$100.00
3rd Class Dining Car	1	\$400	\$400.00
Fourth Class Vinous	9	\$50	\$450.00
Festival Permit	3	\$50	\$150.00
Manufacturer - Vinous Direct Sales	6	\$200	\$1,200.00
Total Paid to Town/City:			\$208,000.00
Total Paid to State:			\$602,305.00
Grand Totals:			\$810,305.00
Wholesale Alcohol - no fee	6		
Total Licenses Issued:	4,870		

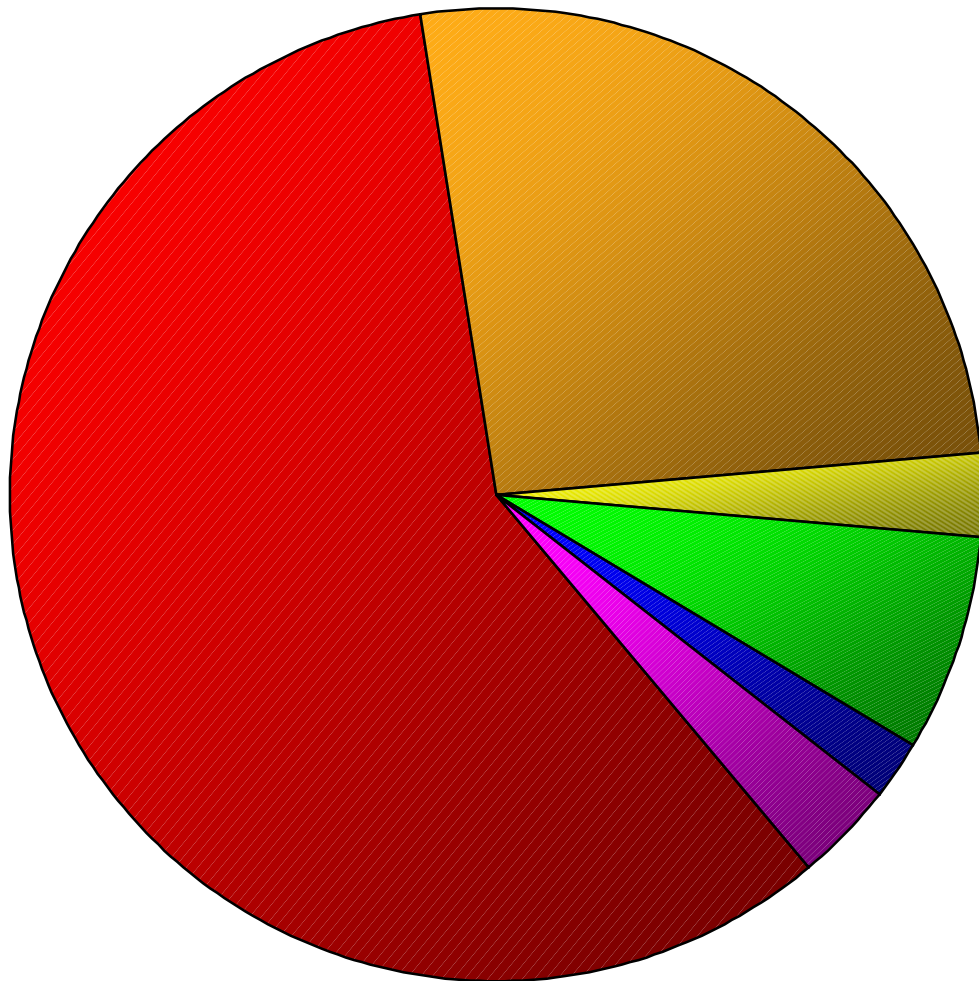
All licenses and fees reported are for the fiscal year (July 1 to June 30) and not licensing year (May 1 to April 30).

NUMBER OF POSITIONS

	<u>6-30-1999</u>	<u>6-30-1998</u>
EDUCATION, LICENSING & ENFORCEMENT		
Director of Enforcement	1	1
Administrative Secretary	1	1
Administrative Assistant B	1	1
Licensing Technician	1	1
Secretary B	1	1
Liquor Investigators	14	14
WAREHOUSE:		
Liquor Warehouse Operations Supervisor	1	1
Senior Warehouse Worker	1	1
Warehouse Maintenance Worker	1	1
Data Clerk	1	1
Warehouse Worker I & II	8	8
Redemption Service Aide	2	2
ADMINISTRATIVE & GENERAL:		
Commissioner	1	1
Director of Operations	1	1
Business Manager B	1	1
Information Technology Specialist III	1	1
Marketing/Customer Service Supervisor	1	1
Purchasing/Pricing Specialist	1	1
Systems Developer II	1	1
District Coordinators	3	3
Administrative Assistant B	1	1
Accountant B	1	1
Systems Developer I	1	1
Accountant A	1	1
Administrative Assistant A	1	1
Help Desk Analyst	1	1
Program Services Clerk	1	1
Secretary C	1	1
TOTALS:	51	51

## Location of Vermont Liquor Outlets

1	Poultney	Preseau's Place, 27 Main Street
2	Barton	Barton Village Store, 16 Church Street, Suite C
3	Island Pond	John's Market, Main Street
4	Winooski	Beverage Warehouse, 1 East Street
5	Londonderry	Clark's IGA, Rts. 100 & 11
6	Randolph	M&M Beverage, 6 Salisbury Street
7	Hardwick	D & L Beverage, Woodbury Road
8	Alburg	Alburg Beverage Market, 136 Main Street
9	Arlington	Paulin Inc. of Arlington, Route 7A
10	Jeffersonville	Hanley's Market, 30 Main Street
11	Canaan	Pure Country Motel & Cabins, 4555 VT Route 114
12	Richford	Blouin's IGA, 1 Noyes Street
13	Norwich	Norwich Wine & Spirits, Elm Street
14	Morrisville	Morrisville Beverage, 81 Bridge Street
15	Wilmington	Smitty's Sugar House, Routes 9 & 100
16	Bethel	McCullough's Quik Stop, Route 107
17	Waitsfield	Mehuron's Market, Village Square
18	Colchester	Dick Mazza's General Store, 777 W. Lake Shore Dr.
19	Orleans	Orleans General Store, 72 Main Street
20	Northfield	Convenience Plus, 59 North Main Street
21	Waterbury	Waterbury Beverage, 46 South Main Street
22	Swanton	Beverage Outlet, 75 First Street
23	Enosburg Falls	Beverage Gallery, Main Street
24	Lyndonville	Lyndonville Redemption, 406 Broad Street
25	South Hero	Keeler's Bay Variety, 500 Route 2
26	Killington	Cordially Yours, Rt. 4 & 100 North
27	Richmond	Richmond Beverage, Bridge Street
28	Springfield	Joe's Discount Beverage, 355 River Street
29	Rochester	The Store, Main Street
30	Montgomery Ctr.	Sylvester's Market, Main Street
31	Milton	Middle Road Market, 69 Middle Road
32	Brandon	Dr. Lightning's Wine & Spirits, 9 1/2 Conant Square
33	Bradford	Bradford Bottle Shop, 82 Main Street, Route 5 West Side
34	Stamford	Billmont's Country Store, Routes 8 & 100
35	Vergennes	Vergennes Wine & Beverage, 209 Main Street
36	White River	Tip Top One Stop, 83 N. Main Street
37	Windsor	Village Emporium, 2757 US Route 5 North
38	Bristol	Champlain Farms, 3 West Street
39	Shelburne	Shelburne Discount Beverage, 2659 Shelburne Road
40	Rockingham	Dayton Sunoco & Mini Mart, 809 Rockingham Road
41	West Dover	Christy's Market, Route 100
42	Derby Center	Derby Village Store, Main Street
43	North Troy	B&D Super Market, Main Street
44	Fairfax	Minor's Country Store, 874 Main Street
45	Sharon	Sharon Trading Post, 189, Exit 2, Route 14, Main Street
46	So. Burlington	T J's Wines & Spirits, 1341 Shelburne Road
47	Fair Haven	Liberty Market, 7 Liberty Street
48	Pownal	Next Door, Route 7
49	St. Johnsbury	Price Chopper, Jct. Rt. 5 & I91
50	Woodstock	Woodstock Discount Beverage, Route 4 East
51	Burlington	Merola's Market, 1563 North Avenue
52	Townshend	River Bend Market, Route 30, North of Townshend
53	Essex Center	Essex Discount Beverage, 76 Center Rd
54	Chelsea	Upham's Store, Main Street
55	West Brattleboro	Discount Beverage, 157 Marlboro Road
56	Wallingford	Wallingford Country Store & Deli, 19 Main Street
57	Ludlow	Okemo Wine & Spirits, 57 Pond Street
58	West Rutland	Rite Aid, 124 Main Street
59	Middlebury	Centre Beverage, The Centre Route 7
60	Taft Corners	Hannaford Food & Drug, Taft Corners
61	Burlington	Pearl Street Beverage, 240 Pearl Street
62	Essex Junction	Five Corners Discount Bev., 39 Park Street
63	Stowe	Stowe Beverage, 1880 Mountain Road
64	Jay	Jay Country Store, Route 242
65	Bennington	Bottles & Cases, 125 Northside Drive
66	Brattleboro	Rite Aid, Putney Road, Route 5
67	Montpelier	Yankee Spirits, 126 Main Street
68	St. Albans City	Beverage Mart, 211 Lake Street
69	St. Albans Town	Colonial Mart, 191 Swanton Road
70	Newport	The Package Store, Waterfront Plaza
71	Manchester	Manchester Discount Beverage, Rts. 11 & 30
72	Rutland City	Grand Union, 12 North Main Street
73	Williston Road	Simon's, 26 Hinesburg Road, Unit # 1
74	Rutland Town	Grand Union, Green Mountain Plaza, Rt. 7 So.
75	Barre	Beverage Baron, 411 North Main St.



 Cost of Goods Sold	58.67%
 General Fund Revenue	26.04%
 Administrative Expenses	2.69%
 Retail Outlet Expenses	7.45%
 Warehouse & Recycling Expenses	1.75%
 Education, Licensing & Enforcement	3.40%